


# Winter

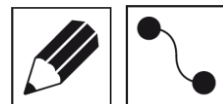
## Werkboekje



Kleuters

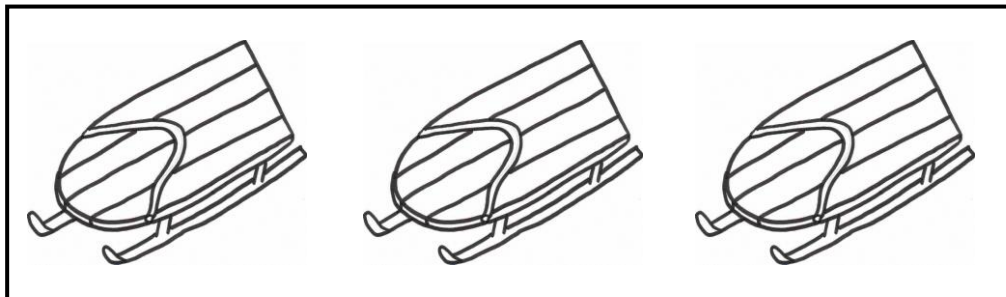
Naam:

# Winter

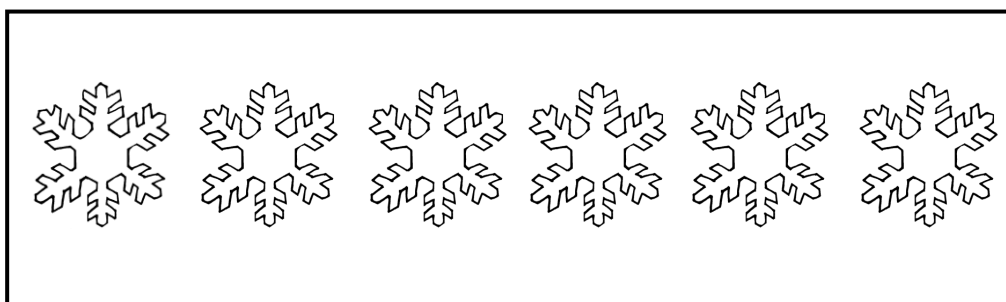



Hoeveel zijn er?

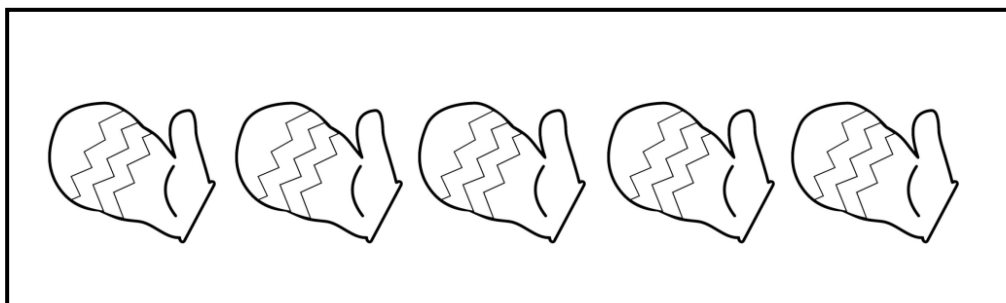

Tel ze en trek een lijn.





• •



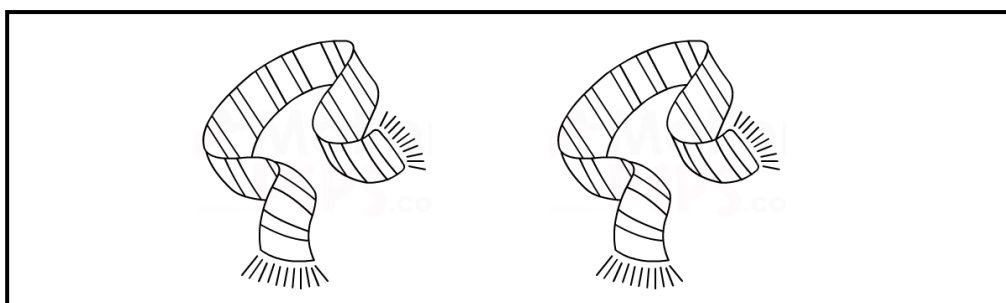

• •




• •




• •



• •



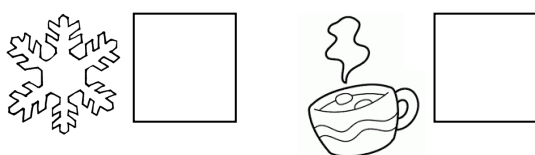

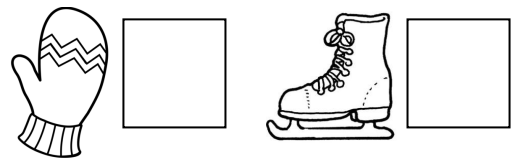
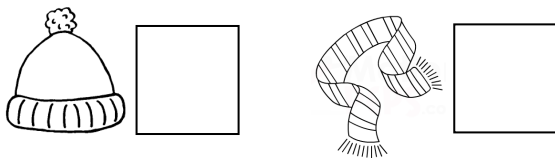



# Winter




## Tellen

Hoeveel van elk?





# Winter





Hoeveel samen?


Schrijf of stempel het juiste cijfer.

	
--	--

	
--	--

	
--	--

	
---	--


	
--	--

# Winter



Hoeveel tel jij van elk?

Zet een rondje om het juiste getal.



6	8	9
---	---	---



8	6	7
---	---	---




5	1	4
---	---	---



6	4	5
---	---	---

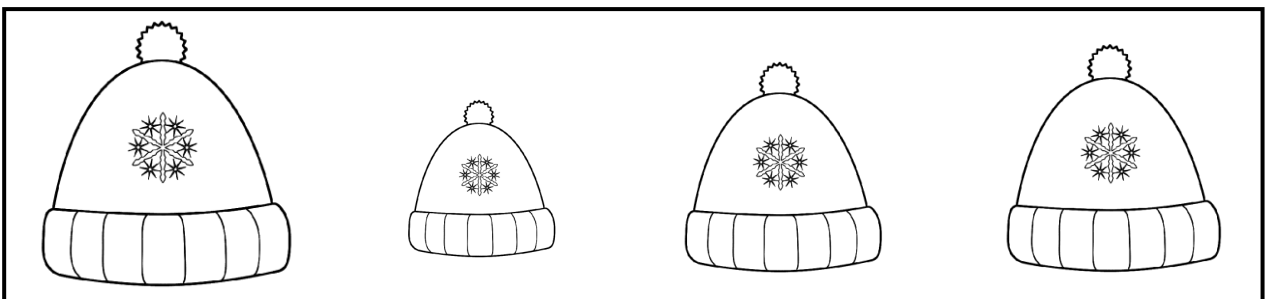


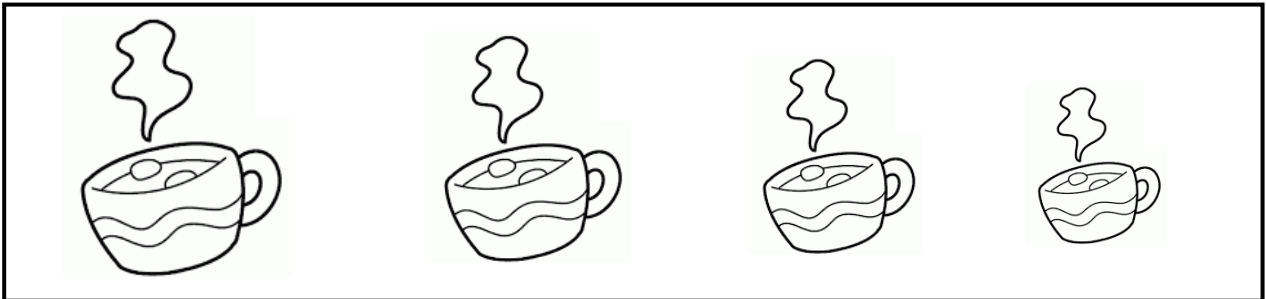

# Winter



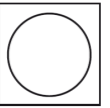
## Groot en klein

Zet met groen een cirkel om de kleinste.

Zet met rood een cirkel om de grootste.

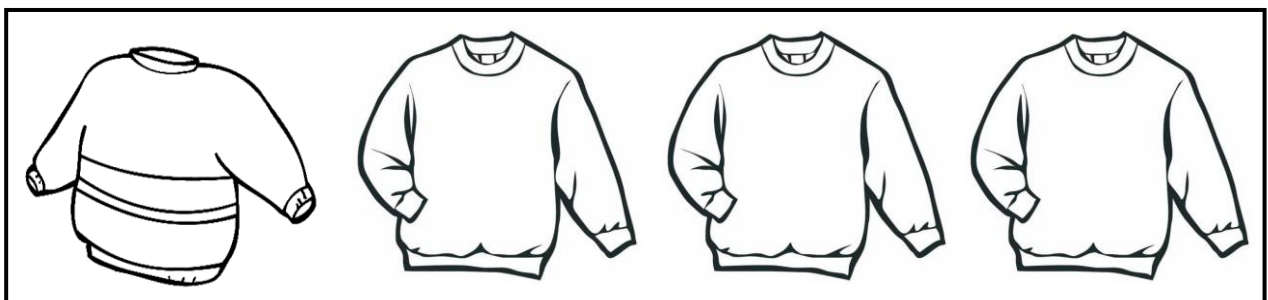






# Winter



Welke is anders?

Kleur of omcirkel het plaatje dat anders is.







# Winter




Hoeveel letters?

Hoeveel letters heeft het woord? Tel ze en kleur het aantal sneeuwvlokken.





# Winter




Welke plaatjes?

Kleur de plaatjes die beginnen met de letter **W**.




# Winter



**Maak groepjes!**

Verdeel de sneeuwballen in groepjes van 5!



# Winter



## Stempelen

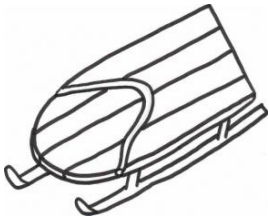
Stempel de woorden.



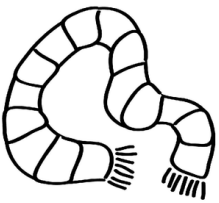
**schaats**



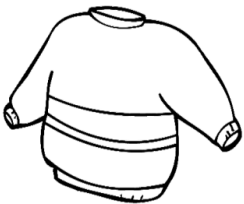
**vlok**



**slee**



**sjaal**



**trui**

# Winter



Winter kleding kleuren.

Kleur de kleren die je in de winter draagt.

